



TAPDONATE

Muhammad Rayan, Mohamed Izaan

Please upload a high-quality, well-lit headshot against a plain background for each of your team members.



SUMMER APPATHON

OVERVIEW

- **App Name:** (TapDonate)
- **App Description:** (TapDonate is a app where you can post any item you like and others can request that item from you.)
- **Track:** (Youth Team)
- **Category:** (Education & Research)



THEME

In 100 words or less, describe the problem that you chose to address, and why you were interested in solving it. Please note that this portion of your submission will be published if you are selected as a finalist or winner.

(TapDonate is a platform where people can post any item they want and people would be able to request it from them. The app allows users to make accounts and post items or request them. This app was made to help those people who are in need of things that we use in our daily life but others don't have access to. The apps UI was kept very simple and minilistic for the ease of the users.)




INSTRUCTIONS

Please provide step-by-step instructions for using your app, along with high-quality screenshots of the app. Feel free to add as many slides as needed.



Step 1: (This is a simple loading animation)



Login

Username

Type in your Username

Password

Type in your password

Login

Step 2: (You can sign-up or login here.)



"Something so less to you, might mean the world to others"

TapDonate is a app where you can post any item you like and others can request that item from you.

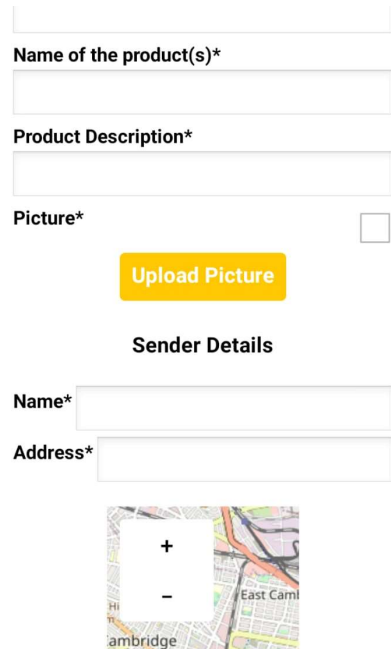
POST

MARKETPLACE

Step 3: (You can choose between post or marketplace)



INSTRUCTIONS



Name of the product(s)*

Product Description*

Picture*

Upload Picture


Sender Details

Name*

Address*

Map view showing Cambridge

Step 4: (This is the post screen.)



marketplace

Search


Post

Categories

Clothes Food Education Gaming

Products

Step 5: (This is the marketplace screen.)



(Product Name)

(Product Description)

(Product Quantity)

Sender Details

Step 6: (This is the product screen.)



LIMITATIONS

In 100 words or less, describe the limitations of your app and what people should carefully consider when using it.

(People should be aware that the app was made to post things for free for the needy and not made for posting any inappropriate things. One more thing is that they shouldn't make new accounts if they already have an account. Also the marketplace screen is still under development, so it isn't fully functional yet.)



ACKNOWLEDGEMENTS

Please list the names of anyone who helped you with developing your app, and describe what type of help they provided.

- Person #1: (He helped me make plan out everything for the app and did a lot of the coding work. Even some of the design was made by him, he was my teammate in this journey and he helped me a lot.)





APPENDIX

If you have any supplementary information you wish to include, feel free to add it to the Appendix. **This section is entirely optional.**

It is recommended to add materials to the Appendix if you submitted a hardware project (e.g. with schematics, flow diagrams) or if your project included significant programming components outside of the MIT App Inventor platform.

Please be aware that judges reserve the right to exercise their discretion in reviewing materials within the Appendix, and they may not review its entirety if they consider it excessively lengthy.

SUMMER APPATHON