

Learning App

Mohamed Ehab Rashed



overview

- **App Name:** (Learning App)
- **App Description:** (Learning with easier way)
- **Track:** (Youth Individual)
- **Category:** (Education & Research)



theme


In 100 words or less, describe the problem that you chose to address, and why you were interested in solving it. Please note that this portion of your submission will be published if you are selected as a finalist or winner.

Because some people aren't like to learn but they like to sit on the social media so I made this mobile app to help this people to learn




instructions


Please provide step-by-step instructions for using your app, along with high-quality screenshots of the app. Feel free to add as many slides as needed.



Step 1



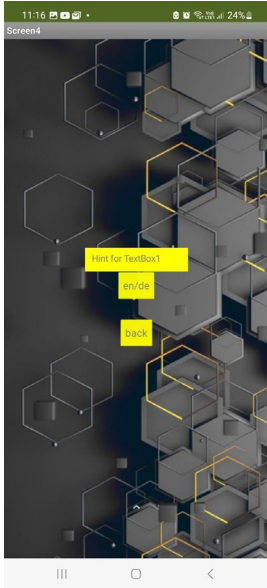
Step 2



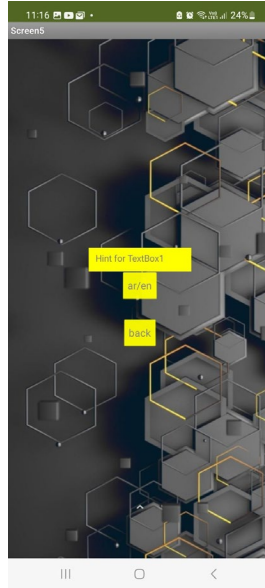
Step 3



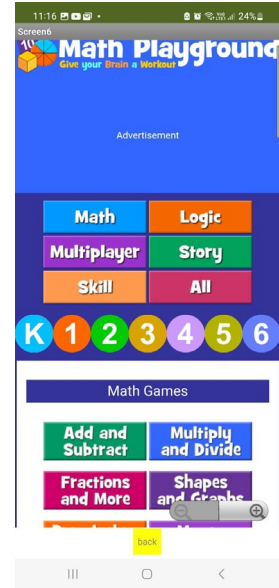
instructions



Step 4



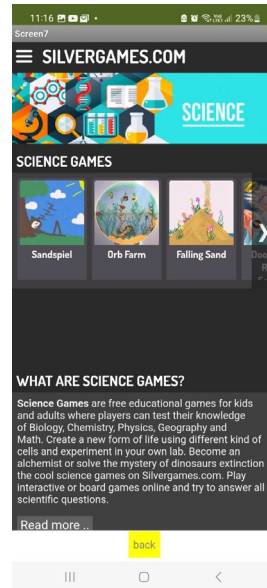
Step 5



Step 6



instructions



Step 7



LimitATIONS

In 100 words or less, describe the limitations of your app and what people should carefully consider when using it.

The students under 6 years cant use my app



acknowledgements

Please list the names of anyone who helped you with developing your app, and describe what type of help they provided.

- Person #1: (ms.Esraa)
- She talled me how to use the OCR extention



THANK YOU

