

Please do not request edit access to this template

Refer to instructions on how to make a copy of the presentation template on the Appathon website: <https://appathon.appinventor.mit.edu/#:~:text=Presentation%20Information>

EDUCATION PROBLEM SOLVING

1- Rokaya hisham elsaid mohamed taha ibrahim

Please upload a high-quality, well-lit headshot against a plain background for each of your team members.



OVERVIEW

- **App Name:** (Education problem solving)
- **App Description:** (This app is talking about education . And I put the solution in it)
- **Track:** (I am making this app lonely)
- **Category:** (The education)



THEME

In 100 words or less, describe the problem that you chose to address, and why you were interested in solving it. Please note that this portion of your submission will be published if you are selected as a finalist or winner.

(This application talks about it in the field of education in Europe and in all the Arab countries, and it was developed within the problems related to education in Europe and the Arab countries, and the solution of all problems related to Europe, its education and the Arab countries and its education, and how to deal with education efficiently and accurately and encourage a new type of modern education and Creating new statistics every year to provide advanced education for the progress of society, whether in Europe or in the Arab countries, so that education becomes higher in the world)

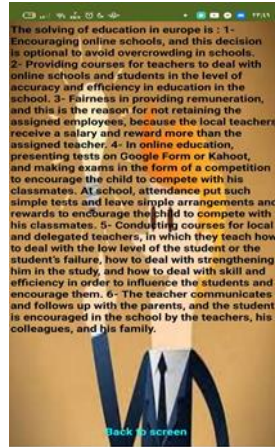


INSTRUCTIONS


Please provide step-by-step instructions for using your app, along with high-quality screenshots of the app. Feel free to add as many slides as needed.



Step 1: (welcome)



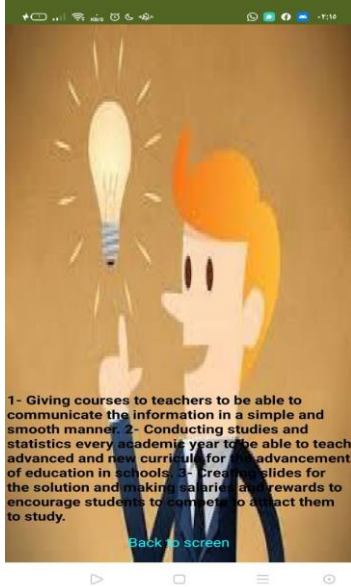
Step 2: (screen on problem)



Step 3: (the solution)



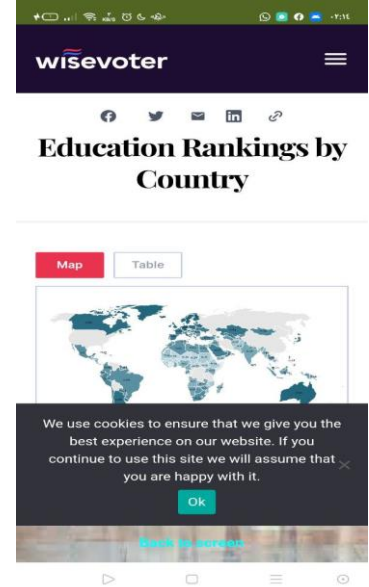
INSTRUCTIONS



Step 4: (the solution)



Step 5: (the range of arab)



Step 6: (the range of europe)



LIMITATIONS

In 100 words or less, describe the limitations of your app and what people should carefully consider when using it.

(This application talks about it in the field of education in Europe and in all the Arab countries, and it was developed within the problems related to education in Europe and the Arab countries, and the solution of all problems related to Europe, its education and the Arab countries and its education, and how to deal with education efficiently and accurately and encourage a new type of modern education and Creating new statistics every year to provide advanced education for the progress of society, whether in Europe or in the Arab countries, so that education becomes higher in the world)



ACKNOWLEDGEMENTS

Please list the names of anyone who helped you with developing your app, and describe what type of help they provided.

- Person #1: (My father)
- Person #2: (My father)
- Person #3: (Mrs / Esraa sadiak)
- they helped me by they gave an ideas in app





APPENDIX

If you have any supplementary information you wish to include, feel free to add it to the Appendix. **This section is entirely optional.**

It is recommended to add materials to the Appendix if you submitted a hardware project (e.g. with schematics, flow diagrams) or if your project included significant programming components outside of the MIT App Inventor platform.

Please be aware that judges reserve the right to exercise their discretion in reviewing materials within the Appendix, and they may not review its entirety if they consider it excessively lengthy.

TITLE

Content...

