


LEARN AND TRANSLATE

Mohamed Wael Hussein 1, Kareem Isamil Mohamed 2,



OVERVIEW

- **App Name:** (Learn and translate)
- **App Description:** (trasnalte & learn)
- **Track:** (Mixed Team)
- **Category:** (education & research)



THEME

(I made this app for people can't speak many languages or want to learn)

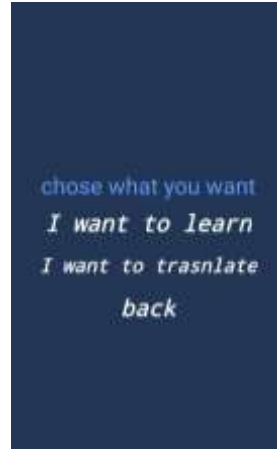


INSTRUCTIONS

Please provide step-by-step instructions for using your app, along with high-quality screenshots of the app. Feel free to add as many slides as needed.



Step 1: (you click start)



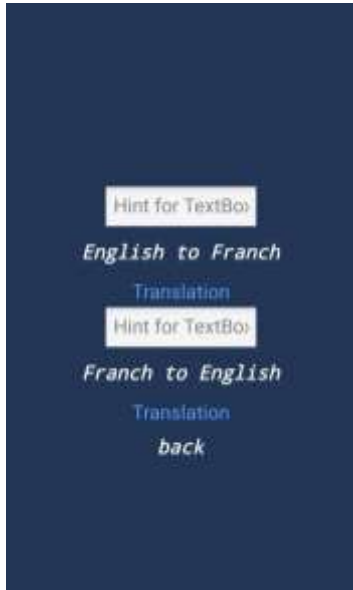
Step 2: and if you want to trasnalte
clcik on translate)



Step 3: (Choose any language you
want to trasnalte)



INSTRUCTIONS



Step 4: (now you can trasnalte when you end click back)

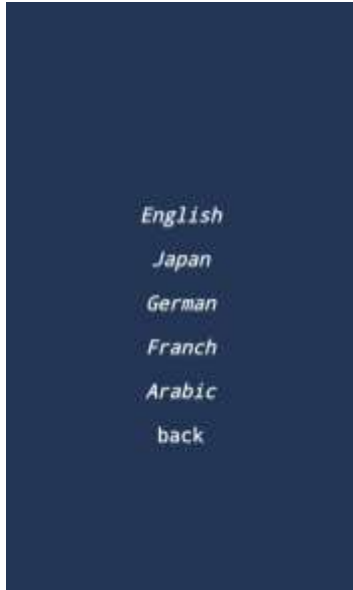


Step 5: (now If you learn click start again)




Step 6: (click learn)





Step 7: (Choose any language you want to learn)



Step 8: (and now you can learn)

LIMITATIONS

(This is a translation and education application and should be used for benefit)



TITLE

The Multilingual Translation and Language Learning Application is designed to assist users in learning new languages and improving their communication skills in foreign languages. It includes several features that facilitate the learning and translation process, enabling users to enhance their language skills in various ways. Here is an explanation of some key features of the application:

Translation: The application provides instant translation services.

Educational Videos: The application includes a collection of educational videos.

Educational Websites: The application offers a reliable educational website for language learning.

