

# **Please do not request edit access to this template**

Refer to instructions on how to make a copy of the presentation template on the Appathon website: <https://appathon.appinventor.mit.edu/#:~:text=Presentation%20Information>

# HOME GARDEN

Amber Johnson



**SUMMER APPATHON**

# OVERVIEW

- **App Name:** Home Garden
- **App Description:** Home Garden provides a template for users to track their plants' growth.
- **Track:** Youth Individual
- **Category:** Climate & Sustainability



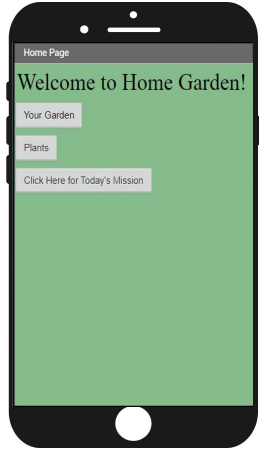
# THEME

**In 100 words or less, describe the problem that you chose to address, and why you were interested in solving it. Please note that this portion of your submission will be published if you are selected as a finalist or winner.**

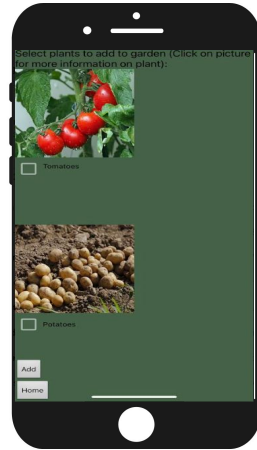
The world's population is steadily growing, and that means the creation of more agricultural land and the release of more pesticides and fertilizer. I chose to use gardening at home as a way to address sustainable living because I am currently raising a new garden in my backyard. Growing fruits and vegetables at home reduces the need to purchase agricultural products in the store - saving money in the long run. Sustainable crop cultivation is also a way to reduce the use of pesticides by using natural farming practices that have minimal impact on the environment.



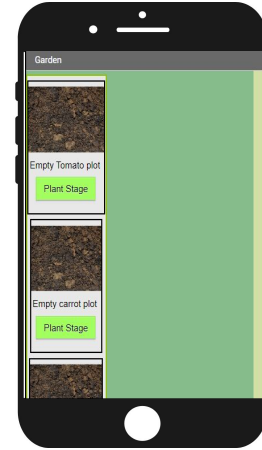
# INSTRUCTIONS



Step 1: Home Page- Click bottom button for a message. Click the “Add Plants” button to add plants to the Garden page.




Step 2: Plants Page- Click on images to receive a notification that provides information about the plant. Select the checkboxes of plants you wish to add to the Garden Page and press and press the “Add” button.



Step 3: Click the list pickers titled “Plant Stage” to select the growth stage the plant is in. This will also change the pictures for the plants and label the plants as the item that was chosen. If the plant was not chosen in the “Add Plants” page, the list pickers will be disabled



# INSTRUCTIONS



Step 4: Garden Page - Click the “Upload Photo” button to upload image of your choosing. Type plant name in text box to name plant.



# LIMITATIONS

**In 100 words or less, describe the limitations of your app and what people should carefully consider when using it.**

Plant Page and Garden Page: Only 3 plants can be added to the garden. Going through the plants page after already adding plants to garden will not add plants to garden, only remove plants if previously selected plants were not reselected. When selecting a picture for the custom plant, only screenshots will appear.



# ACKNOWLEDGEMENTS

**Please list the names of anyone who helped you with developing your app, and describe what type of help they provided.**

- Stanley Johnson: Made suggestion about things to improve app





# APPENDIX

If you have any supplementary information you wish to include, feel free to add it to the Appendix. **This section is entirely optional.**

It is recommended to add materials to the Appendix if you submitted a hardware project (e.g. with schematics, flow diagrams) or if your project included significant programming components outside of the MIT App Inventor platform.

Please be aware that judges reserve the right to exercise their discretion in reviewing materials within the Appendix, and they may not review its entirety if they consider it excessively lengthy.

# TITLE

Content...

