


CHRONIC DISEASE ASSISTANT

Bolong (Alan) Huang and Yunwei (Megan) Xia



OVERVIEW

- **App Name:** Chronic Disease Assistant
- **App Description:** This app helps patients who have been diagnosed with chronic diseases such as heart disease, cancer, diabetes, or arthritis. Users can get educated about their disease, get advice from those who have been in similar situations, and receive support from others.
- **Track:** Youth Team
- **Category:** Mental Health and Wellbeing



THEME

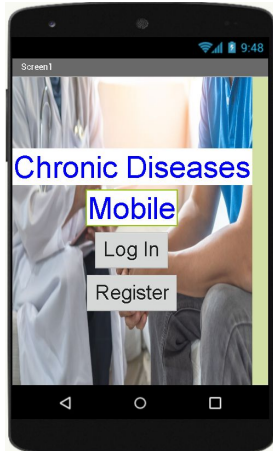
In 100 words or less, describe the problem that you chose to address, and why you were interested in solving it. Please note that this portion of your submission will be published if you are selected as a finalist or winner.

When diagnosed with a chronic disease, there are many struggles that a patient might have to go through, including learning about their condition, finding tips on how to deal with symptoms, remembering to take their medicine, logging incidents that occur (i.e. seizures, nausea, headaches), and getting mental health support. Despite the fact that over 133 million Americans have a chronic disease, there is currently no one-stop solution for all of these challenges. This app offers a solution to each of these problems and simplifies the process for patients with chronic diseases to adapt to a new lifestyle.




INSTRUCTIONS

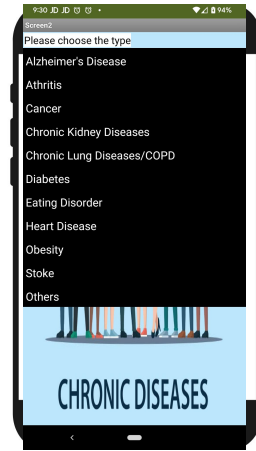
Please provide step-by-step instructions for using your app, along with high-quality screenshots of the app. Feel free to add as many slides as needed.



Step 1: Register or Log In to the app



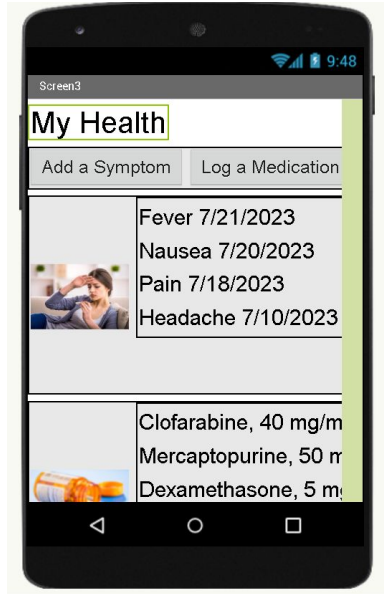
Step 2: Open the drop-down menu




Step 3: Select a chronic disease



INSTRUCTIONS



Step 4: Log incidents and view pill reminders



Step 5: View support groups and speak with someone



LIMITATIONS

In 100 words or less, describe the limitations of your app and what people should carefully consider when using it.

Although the app does contain information about chronic diseases and advice on how to deal with difficulties that may arise, it is not a replacement for a medical professional. Additionally, much of the advice section right now is user-generated, although it will become more reliable later.



ACKNOWLEDGEMENTS

Please list the names of anyone who helped you with developing your app, and describe what type of help they provided.



APPENDIX

If you have any supplementary information you wish to include, feel free to add it to the Appendix. **This section is entirely optional.**

It is recommended to add materials to the Appendix if you submitted a hardware project (e.g. with schematics, flow diagrams) or if your project included significant programming components outside of the MIT App Inventor platform.

Please be aware that judges reserve the right to exercise their discretion in reviewing materials within the Appendix, and they may not review its entirety if they consider it excessively lengthy.