

STUDY BUDDY

Vinay Aditya.M



SUMMER APPATHON

OVERVIEW

- **App Name:** Study Buddy
- **App Description:** This app is mainly useful for students as it helps students to Research using AI, Get news and images on the topic to help them to Study better. It can also be useful for teachers to gather content for classes.
- **Track:** Youth Individual
- **Category:** Education and Research



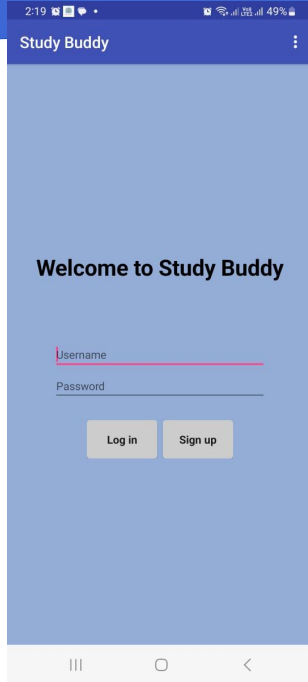
THEME

In 100 words or less, describe the problem that you chose to address, and why you were interested in solving it. Please note that this portion of your submission will be published if you are selected as a finalist or winner.

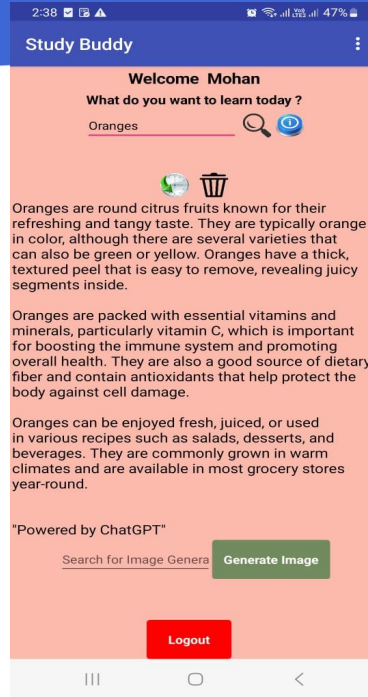
Students find it difficult to search a particular topic for school work. They have to move around thousands of websites in order to research. My app with its all in one look makes the researching process easier. My app also has an easy user interface so that it can help both teachers and students to work easily.



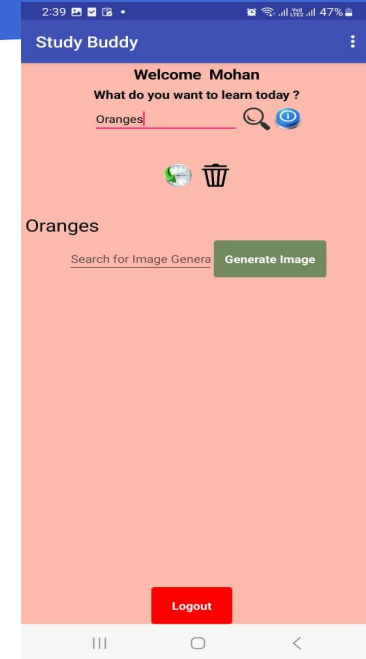
INSTRUCTIONS



Step 1: Type your username and password to login or signup



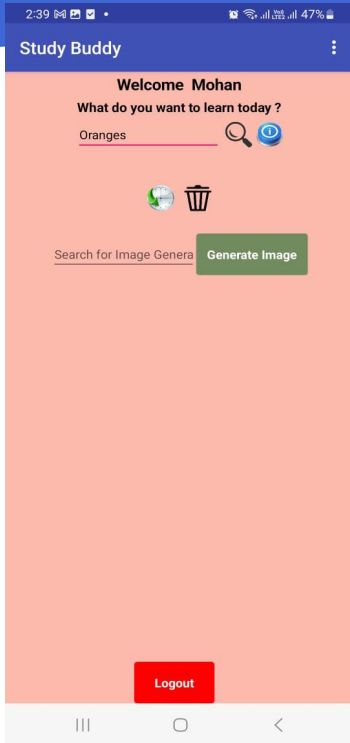
Step 2: It opens a new screen. Now type the something in the textbox and click on Search icon. You get a short description on the topic.



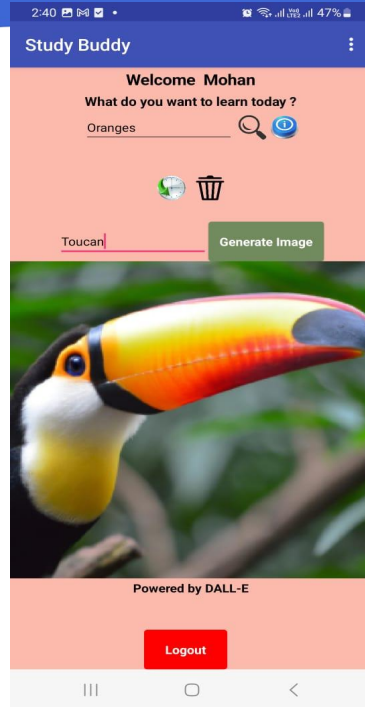
Step 3: Click on the clock (Previous search) button found on the main screen and you will see a list of your previous searches



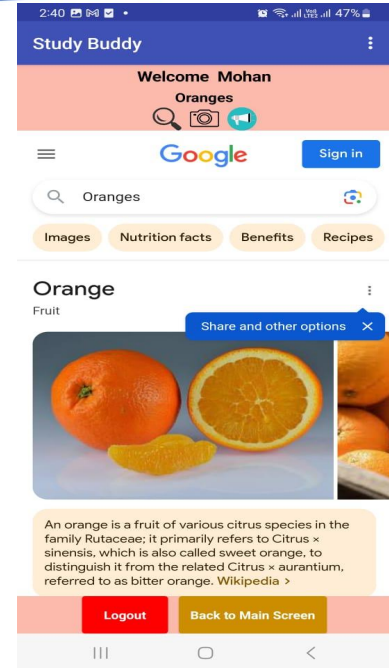
INSTRUCTIONS



Step 4: Now click on the bin (delete button) you will find your all searches deleted



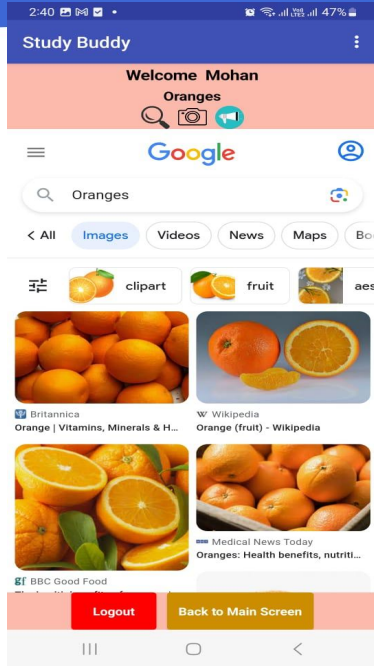
Step 5: Type in the second textbox and click 'Generate Image' to get a image on the specified topic



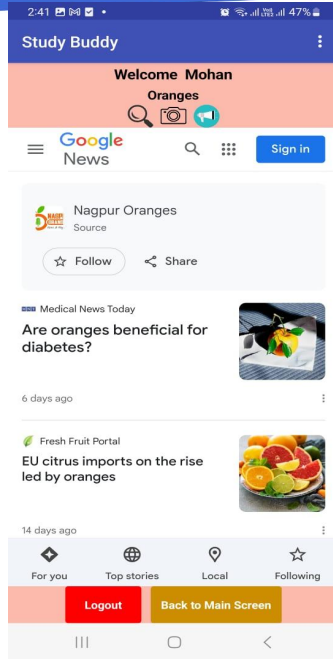
Step 6: Click on the (Blue button) More Info Button to open another screen which gives more information on the topic



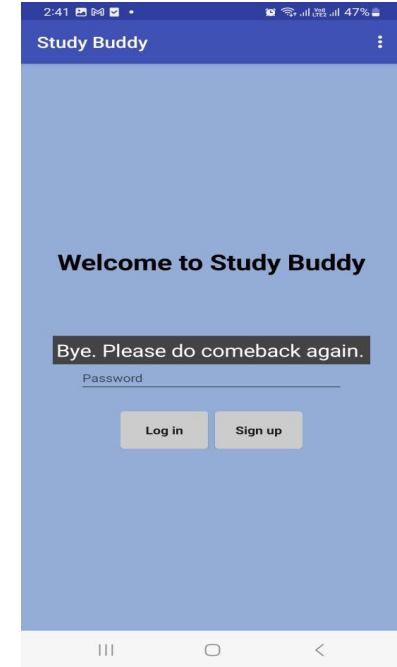

INSTRUCTIONS



Step 7: Click on the Search or Images or news icons to get the respective results



Step 8: Now click on the Back to main screen Button to go back to the Main Screen



Step 9: Now click on the Logout button to log out of you account



LIMITATIONS

In 100 words or less, describe the limitations of your app and what people should carefully consider when using it.

Password strength and Password policies have to be implemented.

Has a lot of Scope for improvement and feature additions



ACKNOWLEDGEMENTS

Please list the names of anyone who helped you with developing your app, and describe what type of help they provided.

- Saranya (My mom) - She gave me ideas that helped me fine tune my thoughts in developing the app.

