

Please do not request edit access to this template

Refer to instructions on how to make a copy of the presentation template on the Appathon website: <https://appathon.appinventor.mit.edu/#:~:text=Presentation%20Information>

RECYCLE MANAGER

youngjaechang, park min heon, Yeil, Paschal Sangjun Lee, Juan um



OVERVIEW

- **App Name:**Ted
- **App Description:**It is an app that tells you the types of garbage and how to separate and discharge it to protect the environment.
- **Track:** Youth Team
- **Category:** (Environmental protection)

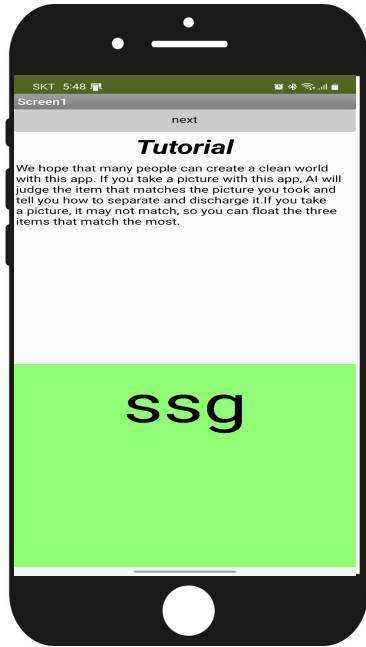


THEME

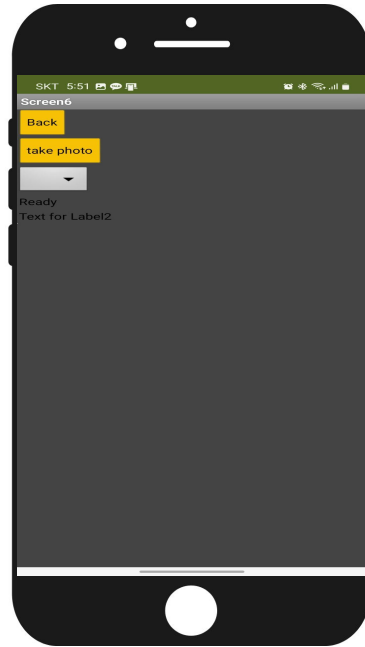
When I was young, I went to a garbage dump. It smelled really bad. The workers who work there work for us, but we didn't do anything for them. So, we make this app to relieve them of their trouble.



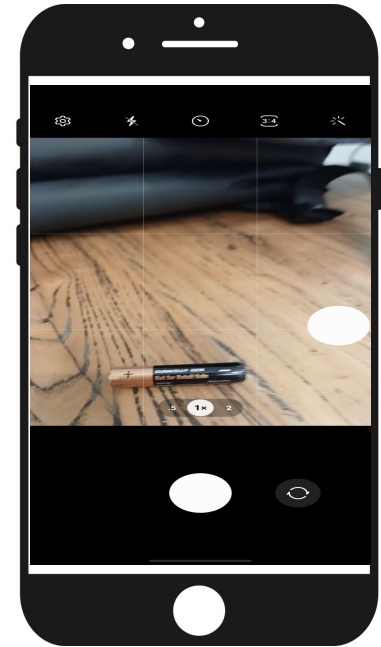
INSTRUCTIONS



Go to the app and check out the tutorial



Get ready to take pictures



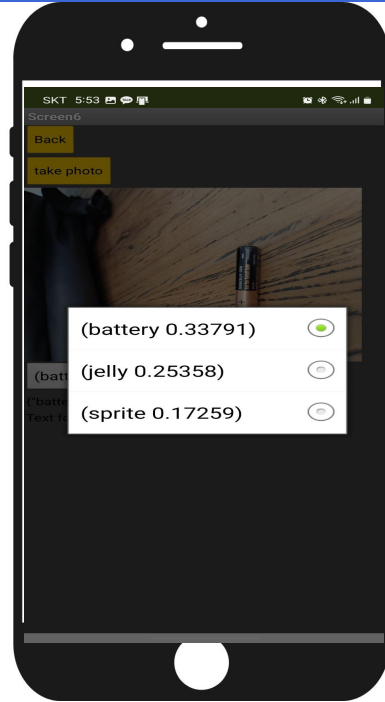
Please take a picture of the item correctly



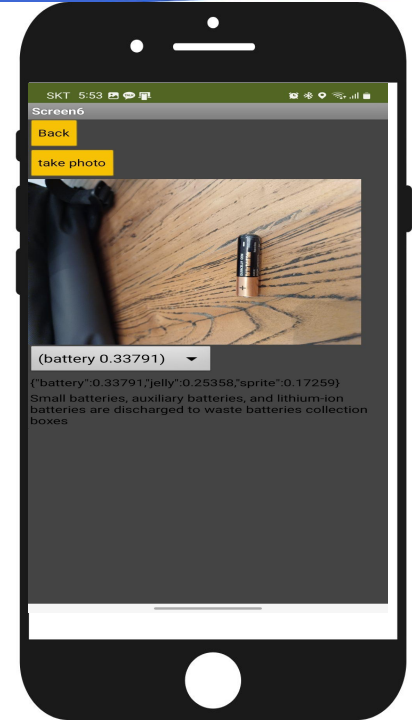
INSTRUCTIONS



If the picture is taken well, please press OK



Choose the things you want to know



Check the description of the item



LIMITATIONS

- .

When you take a picture, you need to take it from a clear, non-confusing background to get more accurate results.

This app is not recognized except for vinyl, batteries, cans, and plastic.



ACKNOWLEDGEMENTS

Teachers, parents and friends helped and I am very grateful for it





APPENDIX

If you have any supplementary information you wish to include, feel free to add it to the Appendix. **This section is entirely optional.**

It is recommended to add materials to the Appendix if you submitted a hardware project (e.g. with schematics, flow diagrams) or if your project included significant programming components outside of the MIT App Inventor platform.

Please be aware that judges reserve the right to exercise their discretion in reviewing materials within the Appendix, and they may not review its entirety if they consider it excessively lengthy.