

# TO COMMUNITIES



Lamar Ahmed Adel



# OVERVIEW

- **App Name:** To Communities
- **App Description:** My app is helping orphans and donors to communicate with each other easily.
- **Track:** Youth Individual
- **Category:** Civic Engagement & Justice



# THEME

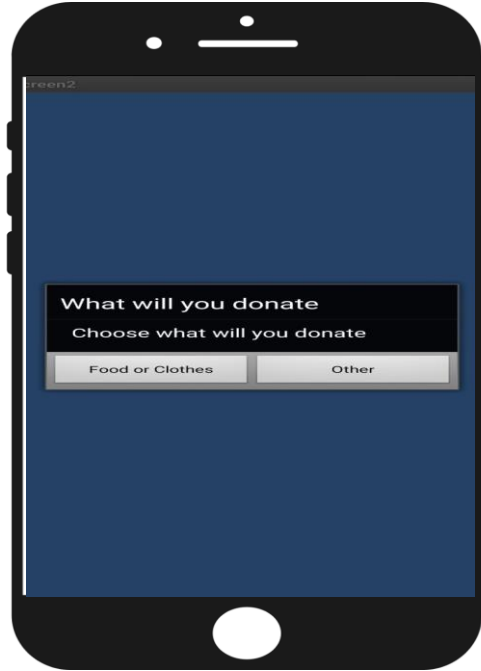
I chose Civic Engagement & Justice because I felt that it is hard for people who want to donate and orphanages who needs donations to reach each other so I decided to do this application to make them to reach each other easliy.



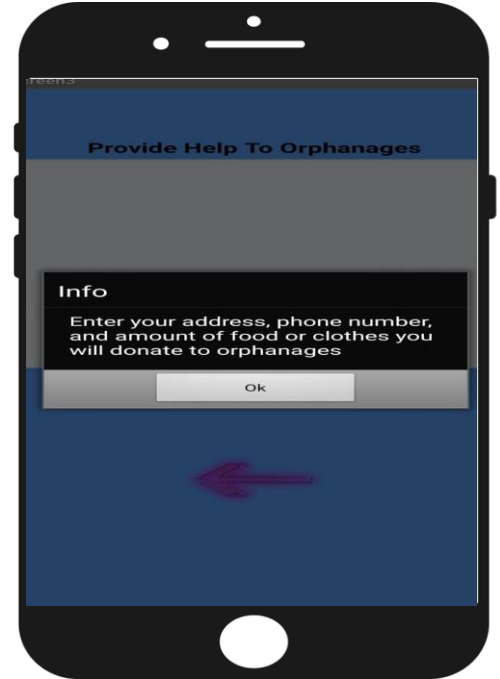
# INSTRUCTIONS



Step 1: This is the home screen choose which category you want to enter



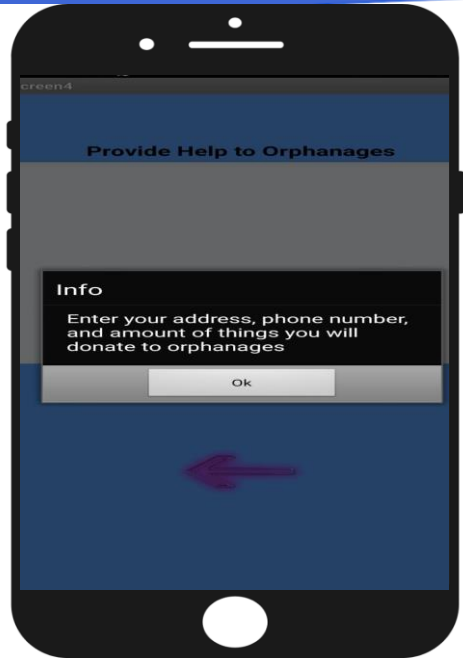
Step 2: When you press (Provider) this screen opens to ask you what do you want to provide



Step 3: If you chose (Food or Clothes) this screen will open to write the information that the admin needs to know



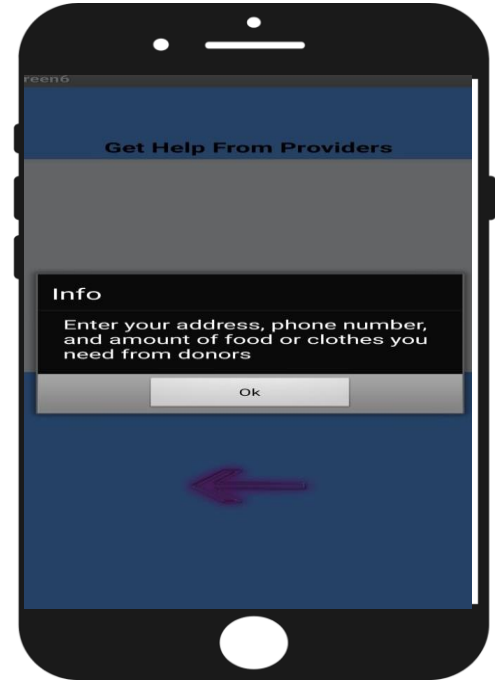
# INSTRUCTIONS



Step 4: Otherwise if you choose (Other) this screen will open to ask you about the information the admin needs to know



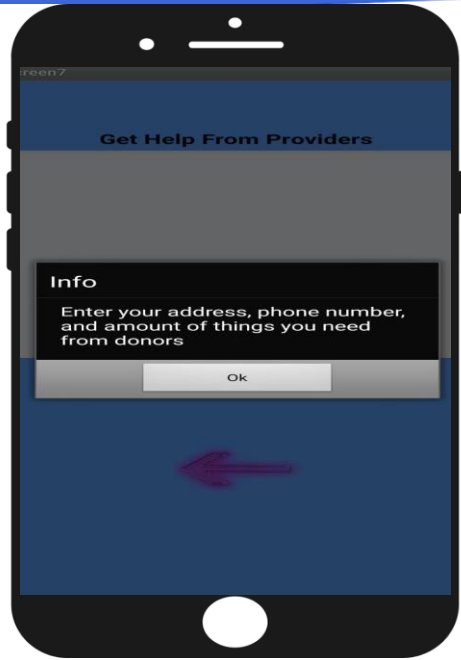
Step 5: If you chose from the home screen (Orphanage) this screen will ask you what you need



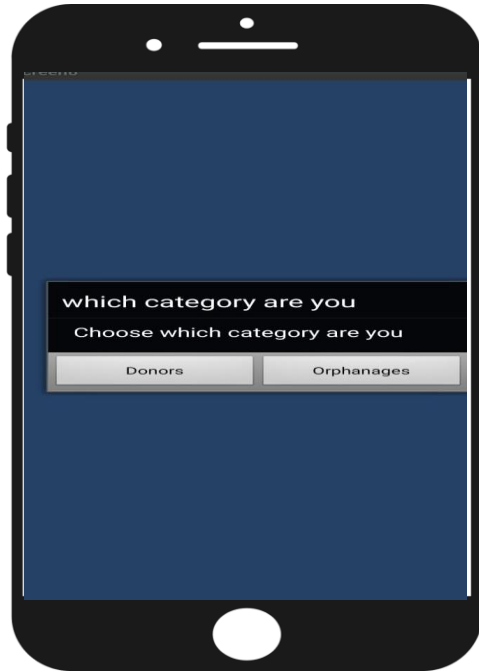
Step 6: If you chose (Food or Clothes) this screen will ask you about the information the admin will need



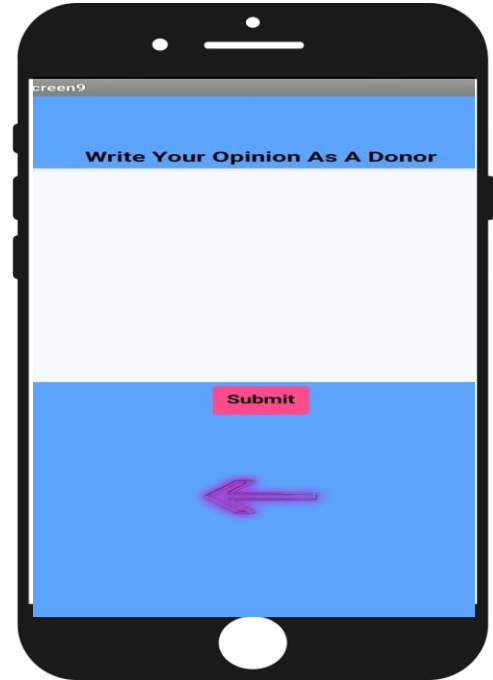
# INSTRUCTIONS



Step 7: If you chose (Other) this screen will ask you about the information the admin needs from you



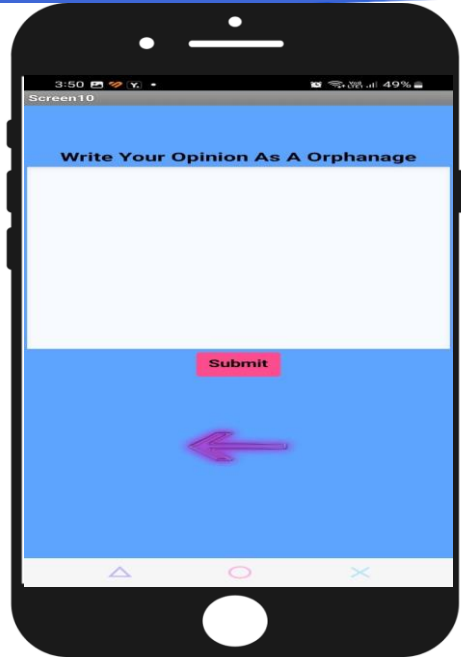
Step 8: If you chose from the home screen (Review) here you choose to write your opinion as a donor or a orphanage



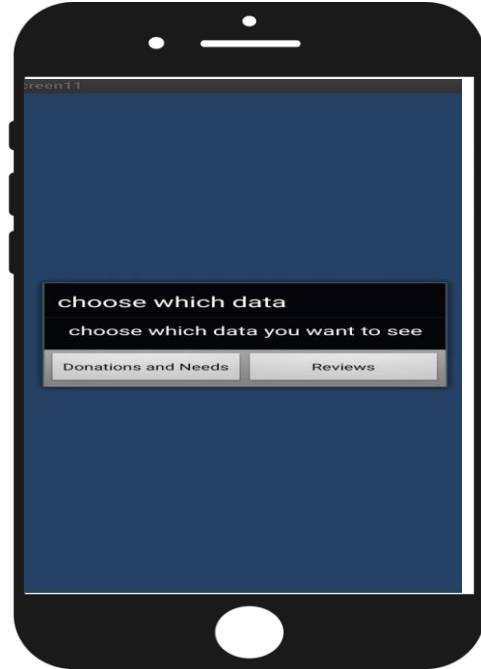
Step 9: If you chose (Donors) this screen will ask you about the way of service did the person who is responsible for taking the things from you treated you




# INSTRUCTIONS



Step 10: If you chose (Orphanages) this screen will ask you about the things that came to you. For example, it was good, it was ripped, it was ironed and tidy



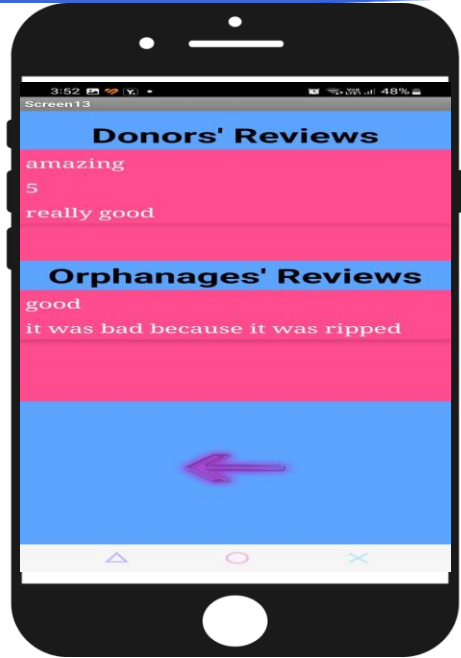
Step 11: If you chose from the home screen (Admin) it will ask you to write the password to enter the admin part if you entered the password correctly it will open this screen to ask you which data you want to see if you wrote the password wrong it will say (Wrong password) and you will not enter this screen



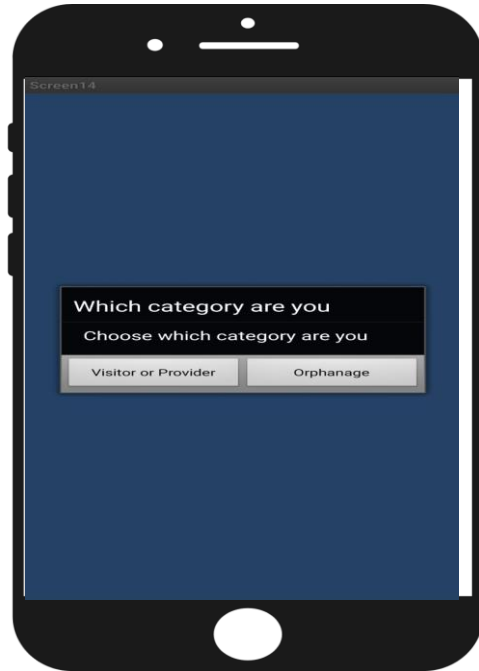
Step 12: If you chose (Donations and Needs) this screen will open for you to see the donations and needs



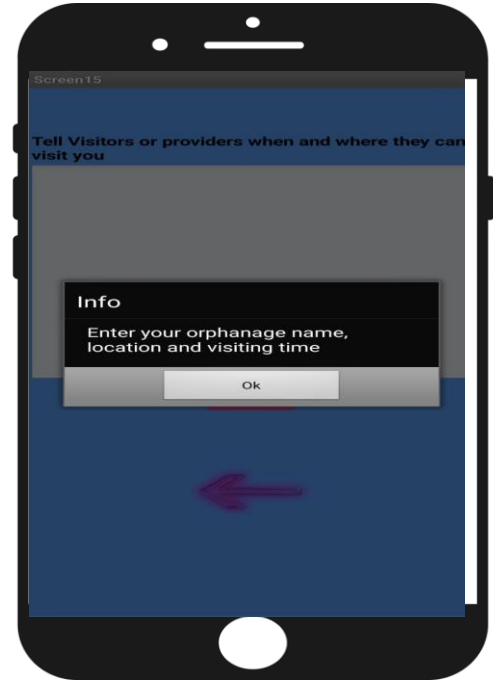
# INSTRUCTIONS



Step 13: If you chose (Reviews) this screen will open for you to see the people's reviews



Step 14: If you chose from the home screen (Orphans visiting) This screen will ask you about your category

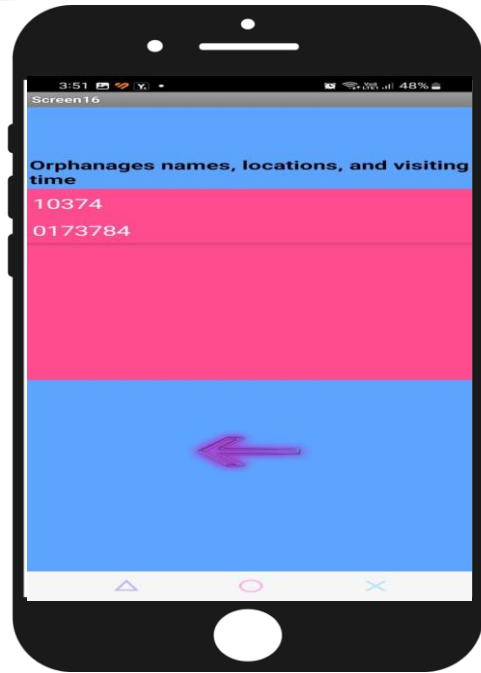


Step 15: If you chose (Orphanage) this screen will ask you about the information the visitors or providers need to know where or when they can visit your orphanage





# INSTRUCTIONS



Step 16: If you chose (Visitors or Providers) this screen will tell you about the information that the orphanages wrote so you can visit them



# LIMITATIONS

The Limitations of my app is when you need to access the admin part you need to enter the password (2013)



# ACKNOWLEDGEMENTS

- Ahmed Adel (My Dad): Helped me with choosing the topic
- Heba Ahmed (My Mom): Helped me with the details



# TITLE

Content...

1-Donation

2-Donating to orphans

