


# STORYLIZE

Jiaxuan Ethan Dai



# OVERVIEW

- **App Name:** STORYLIZE – Your Imagination Unlimited
- **App Description:** Helping kids to turn their imaginary stories into realities quickly and vividly by leveraging Dall-E, ChatGPT, voice input, and cloud.
- **Track:** Youth Individual
- **Category:** Creativity, art & entertainment



# THEME

**In 100 words or less, describe the problem that you chose to address, and why you were interested in solving it. Please note that this portion of your submission will be published if you are selected as a finalist or winner.**

All the kids love creating imaginary stories!

Kids have infinite imaginations, and they love drawing them onto paper. However, it's often hard for them to clearly structure the storyline, and it's time-consuming and rough for them to visualize scenes and put imaginations onto paper.

With STORYLIZE, AI can unleash their imaginations, in a smart, convenient and vivid way.



# THEME

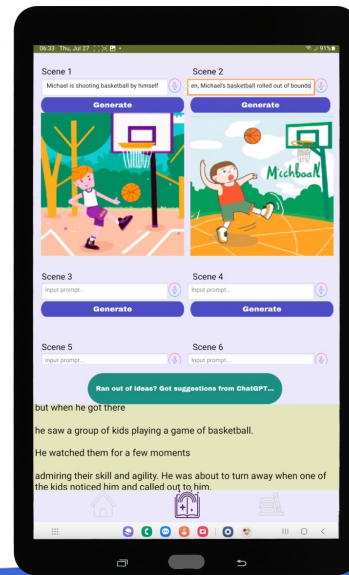
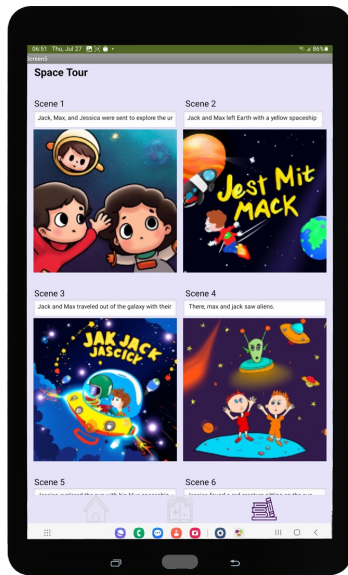

Offer possible themes for stories and templates for kids to customize story settings



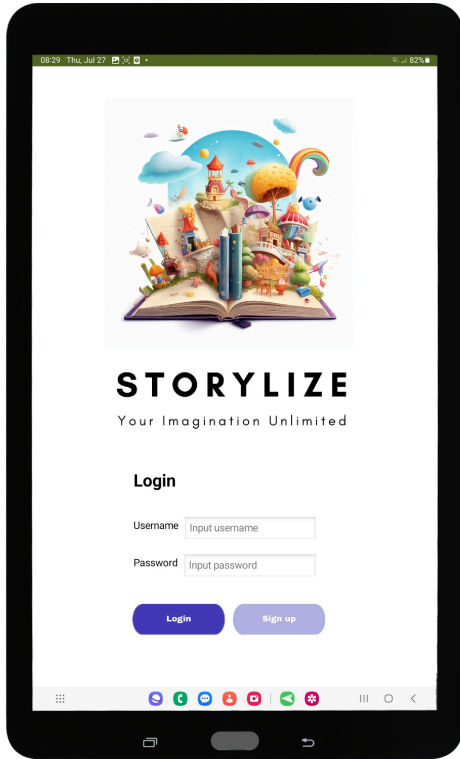
Leverage Dall-E to generate vivid children illustrations based on text or audio input



Leverage ChatGPT to offer next-step story inspirations when kids get stuck



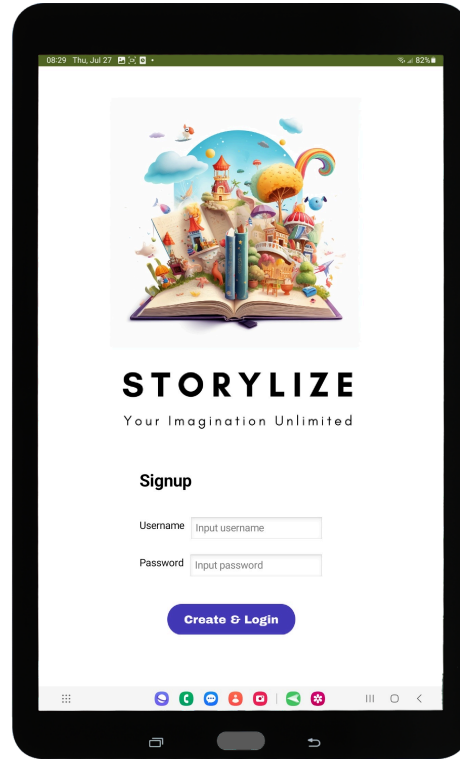
# INSTRUCTIONS



## Step 1:

You can type in the test username (“test”) and password (“1234”), and click the “Login” button to enter this app.

Or you can click the “Sign up” button to create your own.

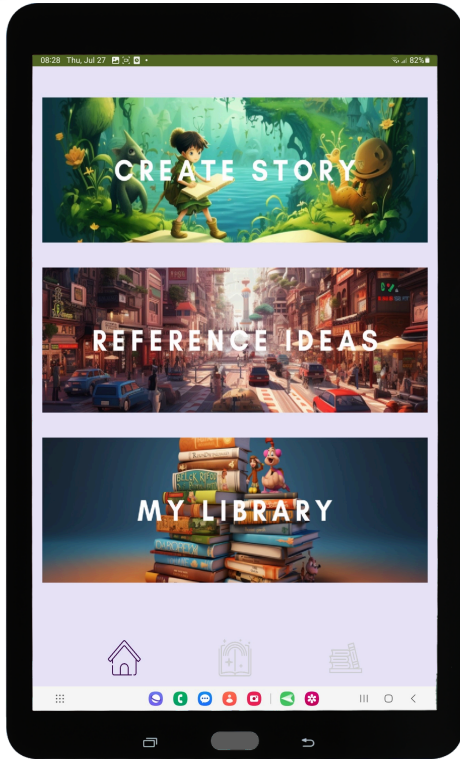


## Step 2:

If you would like to try your own signup, here you can create your own username and password, and click the “Create & Login” button to directly enter this app.



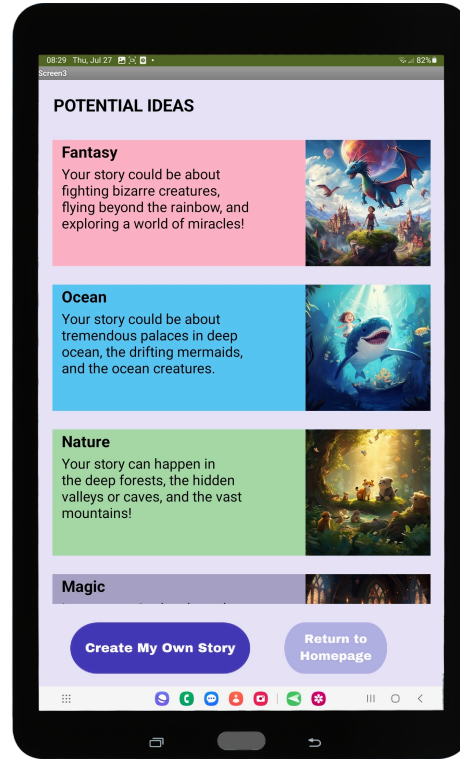
# INSTRUCTIONS



## Step 3:

On the home page, you can click the three banners to directly create story, check some reference ideas, or access your library.

If clicking “Reference Ideas”, you will go to the page of potential ideas.



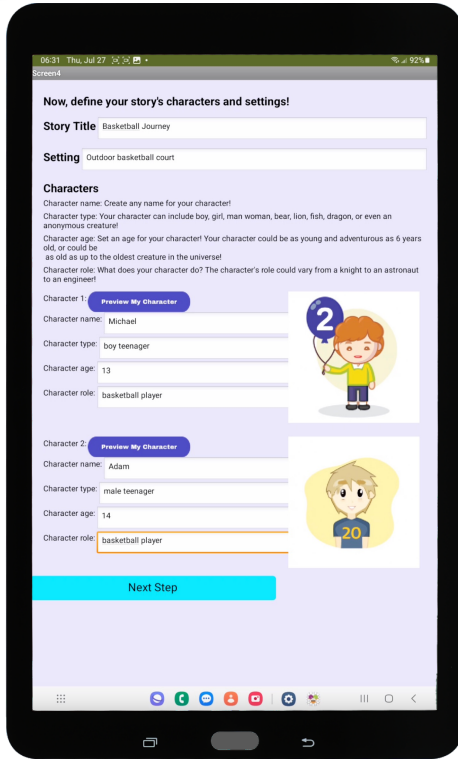
## Step 4:

On the potential ideas page, you will find some major themes and ideas of stories you might want to create as references.

You can click “Return to Homepage” button to go back or directly click “Create My Own Story” button to start creating!



# INSTRUCTIONS

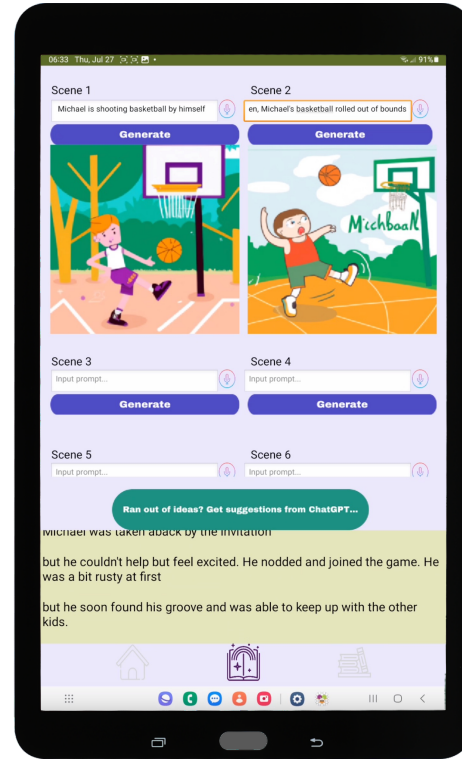


## Step 5:

Before creating story lines, you need to type in your story title, scenario setting and customize three major characters by name, age, gender and role.

You can preview character images from Dall-E by clicking "Preview My Character" button.

Click "Next Step" after finishing your settings.



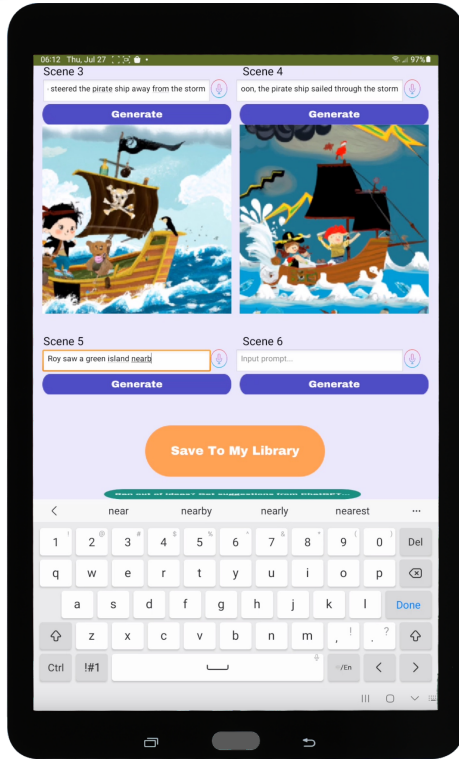
## Step 6:

For each scene of your storyboard, you can type in your story or press the voice input button beside the textbox. After completing the text part, click the "Generate" button to get illustrations from Dall-E.

You can also click the "Get suggestions from ChatGPT" button to get reference ideas and inspirations for your next-step storylines.

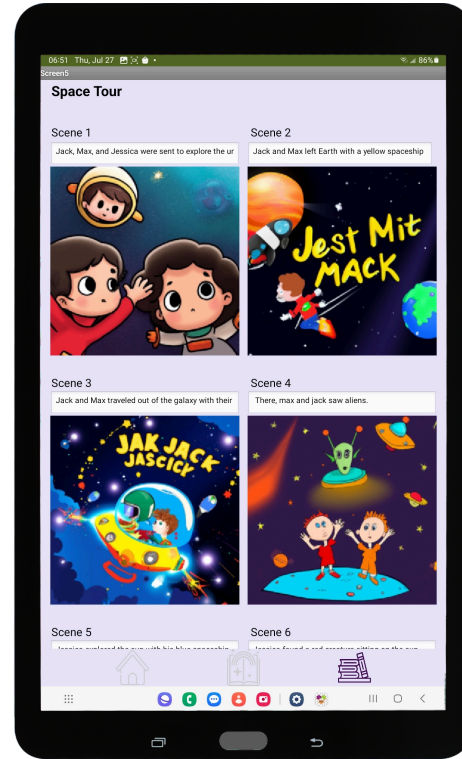


# INSTRUCTIONS



Step 7:

Once your 6-scene story finished, click the orange “Save To My Library” button to save the story texts and illustrations to cloud DB.



Step 8:

On the library page, you will see the most-recent story you created.

(Unfortunately, I can only store one set of story in the database now.)





# LIMITATIONS

**In 100 words or less, describe the limitations of your app and what people should carefully consider when using it.**

- Current version only enables 3 characters & 6 scenes for each story, and only enables human characters due to complexity & time-limit of handling animals and others with Dall-E.
- Please wait a few seconds for Dall-E processing when clicking every generation / preview button and accessing library.
- Quality of Dall-E image generation remains unstable & unpredictable, although I tried my best to build detailed & consistent input for prompts.
- If less than 3 characters please fill “none” for blank boxes, otherwise there’ll be negative impact for scene generation.
- **Most importantly, I paid for Dall-E API and cost is much higher than ChatGPT. So please don't try too many times. Thanks!**



# ACKNOWLEDGEMENTS

I'd like to thank Dr. Yu MENG who helped me to build solid foundation in APP Inventor skills, and thank my Dad who helped me to pay for the Dall-E API and has been encouraging me to turn my creative ideas into reality in a tight time frame.





# APPENDIX

If you have any supplementary information you wish to include, feel free to add it to the Appendix. **This section is entirely optional.**

It is recommended to add materials to the Appendix if you submitted a hardware project (e.g. with schematics, flow diagrams) or if your project included significant programming components outside of the MIT App Inventor platform.

Please be aware that judges reserve the right to exercise their discretion in reviewing materials within the Appendix, and they may not review its entirety if they consider it excessively lengthy.

# MY SAMPLE STORY INPUT 1

**Story Title:** **Mighty Pirates**

**Setting:** Ocean

**Character 1:** Leo, 17 years old boy pirate

**Character 2:** Roy, 18 years old boy pirate

**Character 3:** None

**Story scenes:**

- Leo and Roy are pirates sailing on a large pirate ship.
- While the large pirate ship was sailing, there was a huge storm.
- Leo steered the pirate ship away from the storms.
- Soon, the pirate ship sailed through the storm.
- Roy saw a green island not far from them.
- Roy and Leo hopped off the pirate ship to search for treasures!



# MY SAMPLE STORY INPUT 2

**Story Title:** Basketball Friends

**Setting:** Outdoor basketball court

**Character 1:** Michael, 12 years old boy basketball player

**Character 2:** Adam, 14 years old boy basketball player

**Character 3:** None

**Story scenes:**

- Michael is shooting basketball by himself.
- Then, Michael's basketball rolled out of bounds.
- Adam passed by and picked up the basketball on the ground.
- Then, Adam joined Michael to play basketball.
- After that, Michael brought Adam a bottle of coke.
- At the same time, Adam introduced Michael to the school's basketball team.



# MY SAMPLE STORY INPUT 3

**Story Title:** Space Tour

**Setting:** Space

**Character 1:** Jack, 10 years old boy astronaut

**Character 2:** Max, 13 years old boy astronaut

**Character 3:** Jessica, 13 years old girl astronaut

**Story scenes:**

- Jack, Max, and Jessica were sent to explore the universe.
- Jack and Max left Earth with his bright yellow spaceship.
- Jack and Max travelled out of the galaxy with their yellow spaceship.
- There, Max and Jack saw aliens.
- Jessica explored the sun with her blue spaceship.
- Jessica found a red creature sitting on the sun.

