


# BASKETBALL AND ART GAME

Aytn Tamer Shaker Mohammed Khattab



# OVERVIEW

- **App (Basketball game)**
- **App Description:** (It is a fun and educational game that you can play at home with peace)
- **Track:** (Youth Individual)
- **Category:** (Creativity, Art and education)



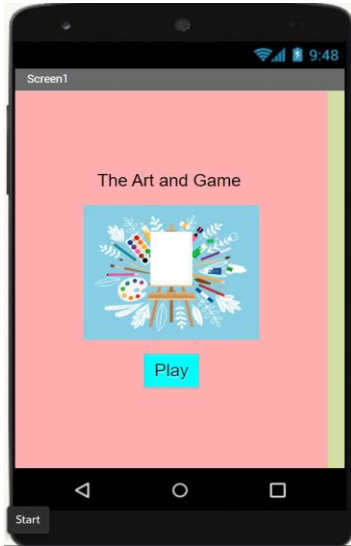
# THEME

(I wanted to make this app because people I know love basketball so I decided to make a app and I also know that many other people will enjoy basketball and will have so much fun)

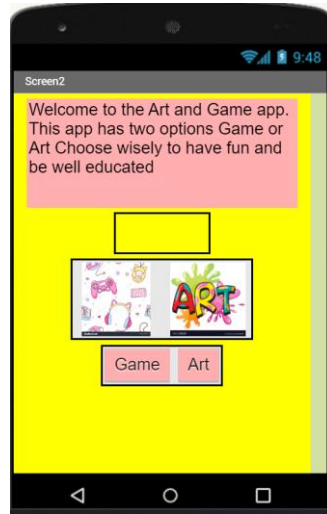


# INSTRUCTIONS


These are all the screens I have for my app



**Step 1: App Logo**



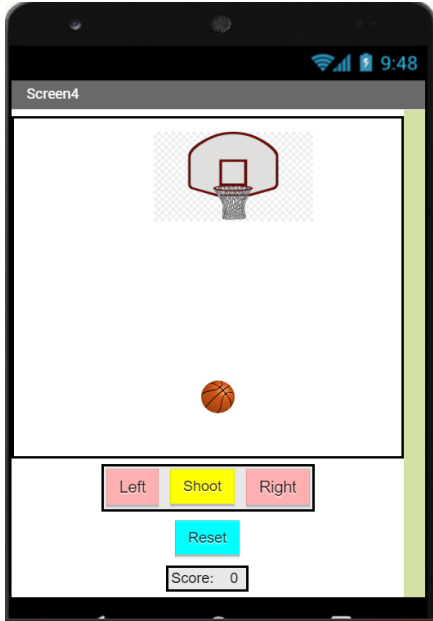
**Step 2: The Intro**



**Step 3: the Art Game**

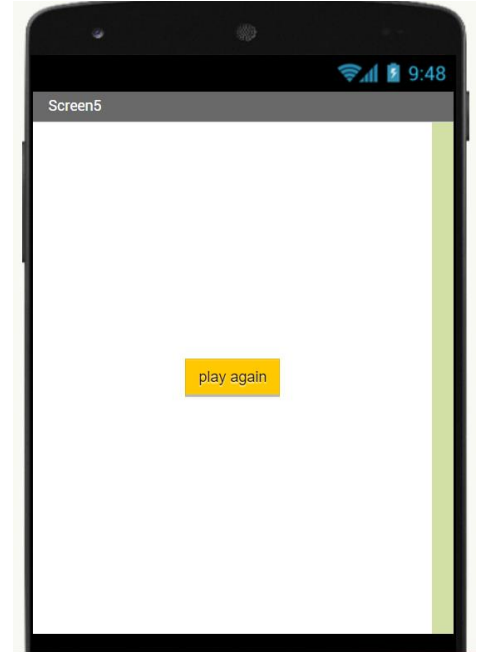


# INSTRUCTIONS



**Step 4: The game** (The point of the game itself)

Step 5: (fill in description)



**Step 6: play again**



# **LIMITATIONS**

**These are the limitations for my app**

***(This app is written in English language  
and this app is for people (adults and kids  
and from 6-any age )***



# ACKNOWLEDGEMENTS

Please list the names of anyone who helped you with developing your app, and describe what type of help they provided.

- Ms Esraa Seddik (She helped develop amazing and brilliant skills and got to this level)
- My dad : (he helped me with the powerpoint and helped me to screen shot the pictures and I learned a lot of skills too.)
- ...



# TITLE

In this Application people have fun and be entertained by art and an amazing sport and I had a lot of fun too! We all learned awesome skills and learned how to make applications on ourselves, and this is a wonderful moment where we get to show one of our best applications on MIT App Inventor.

